

## 10 Female Circumcision


Women aged 15-49 who have undergone FGM/C **99%**

### Women aged 15-49 who have undergone FGM/C by type

Sunni	22%
Intermediate	12%
Pharaonic	64%
Unknown	2%

### Women's opinion on Female Circumcision (%)

Required by religion	72%
Should be continued	76%





## 11 Chronic Diseases and Disability

Prevalence of disability **5%**  
Prevalence of chronic diseases **6%**

### Most common chronic conditions

Blood pressure related ailments	33%
Diabetes	20%
Kidney disease	8%
Arthritis	8%



## 12 Adult & Maternal Mortality

### Maternal Mortality Ratio (MMR)

Number of women who die for every 100,000 livebirths **692**

### Maternal Mortality Rate

**1** in **1000** women aged 15-49 die due to pregnancy or birth related complications

### Life Time Risk of Maternal Mortality

**1** in **20** women aged 15 today will die of pregnancy/ birth related complications by age 49

### Adult Mortality Rate

Men	7 per 1000
Women	8 per 1000



Implemented by

MINISTRY OF HEALTH  
AND  
HUMAN SERVICES



MINISTRY OF PLANNING,  
INVESTMENT AND  
ECONOMIC DEVELOPMENT

Technically supported by



Funded by



Schweizerische Eidgenossenschaft  
Confédération suisse  
Confederazione Svizzera  
Confederaziun svizra

Swiss Agency for Development  
and Cooperation SDC



MINISTRY OF HEALTH  
AND  
HUMAN SERVICES



MINISTRY OF PLANNING,  
INVESTMENT AND  
ECONOMIC DEVELOPMENT

# The Somali Health and Demographic Survey

## Key Indicators for Somalia



SHDS2020

Xog la helaa talo la helaa  
Information for better decisions



## 1 Household Population and Housing Characteristics

### Gender distribution of the household members

Male	48.7%
Female	51.3%

Households headed by women	32.1%
Young dependants (0-14)	55%
Working age population (15-64)	42%
Elderly dependants (65+)	3%
Young population (0-17)	62%
Adult population (18+)	38%
Adolescent population (10-19)	26%
Youth population (15-24)	17%

### Households with access to Improved Source of Drinking Water (%)

Urban	76%
Rural	55%
Nomadic	34%
Total	65%

### Household sanitation

Improved	57%
Non-improved	22%
Open defecation	21%

Adult literacy for women aged 15-49 32%

### Net attendance ratio

Primary	18%
Secondary	9%

### Gender parity index

Primary	0.876
Secondary	0.739

## 2 Respondent Characteristics

## 3 Marriage, Fertility, and Birth Spacing

### Proportion of women aged 20-24 years who were married

before age 15	17%
and before age 18	20%

Adolescent birth rates per 1,000 women 15-19	140
Total Fertility Rate	6.9

General Fertility Rate	228 births per 1000 women 15-49
Crude Birth Rate	42 births per 1000 population

Contraceptive prevalence rate	7%
Modern Contraceptive prevalence rate	1%

## 4 Maternal Health

Attended at least 4 ANC visits during last pregnancy 24%

Births delivered with assistance of a skilled care provider 32%

### Births delivered in health facility

Urban	34%
Rural	25%
Nomadic	4%
Total	21%

## 5 Child Health

Children 12-23 months who have received all basic vaccinations 11%

Diarrhoea prevalence among under 5 5%

ARI prevalence among under 5 4%

Under 5 with fever two weeks preceding the survey 7%

## 6 Child Nutrition

### Breastfeeding status for children under two years

Ever breastfed 90%

Started breastfeeding within one hour of birth 60%

Started breastfeeding within one day of birth 83%

Exclusively breastfed under 6 months 34%

Continued breastfeeding at one year 48%

### Nutritional Status of Children under 5 (% Below-2SD)

Stunting (long term deprivation) 28%

Wasting (acute undernutrition) 12%

Underweight (acute weight loss) 23%

## 7 HIV/AIDS & STIs

Discriminatory Attitudes Towards People Living with HIV/AIDS by Women 15-49 48%

Percentage of women 15-49 with comprehensive knowledge of HIV/AIDS 6%

## 8 Women's Empowerment

### Control over Married Women's Cash Earnings: Person who controls how woman's earnings are used

Mainly husband 10%

Mainly wife 50%

Wife and husband jointly 41%

### Ownership and Use of Assets by Ever-married Women 15-49 (%)

Use a mobile for financial transactions 64%

Used internet in last 12 months 15%

## 9 Gender-Based Violence

Women aged 15-49 who have experienced physical violence since the age of 12 14%

Women aged 15-49 who have experienced physical violence in the past 12 months 8%

Women aged 15-49 who sought help when they experienced physical violence 17%